

This connector will accommodate either SEGGER or STLINK adapters that need a reference voltage.

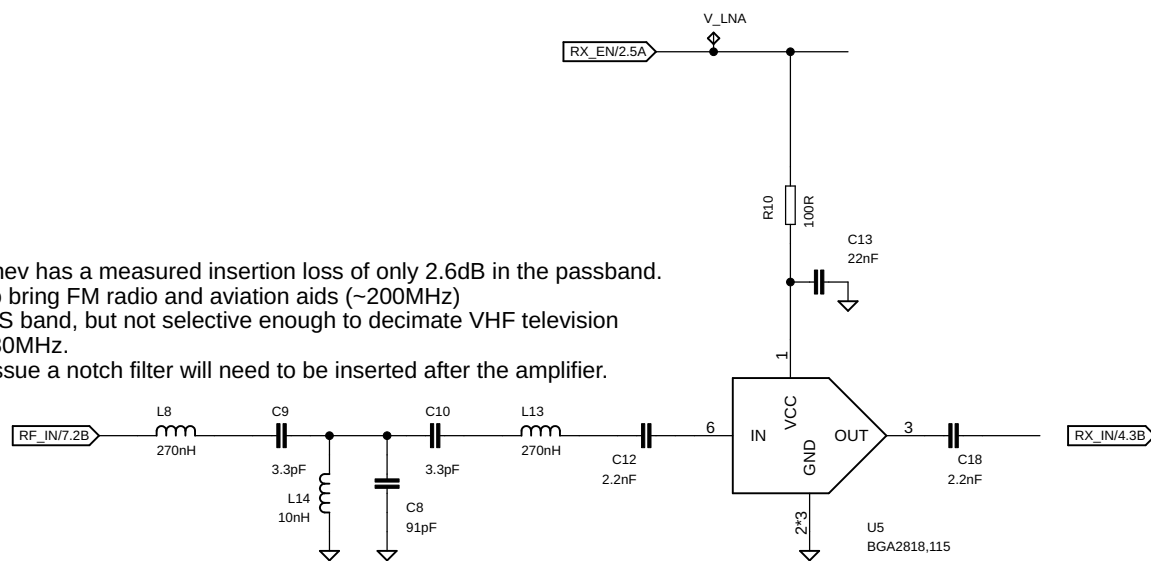
The STM32L412K8U6 is a reasonably priced M4 MCU with 64K of flash. Given recent supply constraints, it can be substituted with a 128K variant or the more expensive L432.

In either case, firmware fits well within 60K, so configuration is persisted at flash address 0x0800F800 and there is no need for an external EEPROM or I2C bus anymore.

MAIANA™ AIS Transponder
Copyright © 2015-2020 Peter Antypas
Licensed under GPLv3

MCU & EEPROM	
transponder-10.5.0	
4/4/21 9:33 AM	
Sheet: 2/7	

This 3-pole Chebyshev has a measured insertion loss of only 2.6dB in the passband.
It is sharp enough to bring FM radio and aviation aids (~200MHz)
near or below the AIS band, but not selective enough to decimate VHF television
between 174 and 180MHz.
If this becomes an issue a notch filter will need to be inserted after the amplifier.



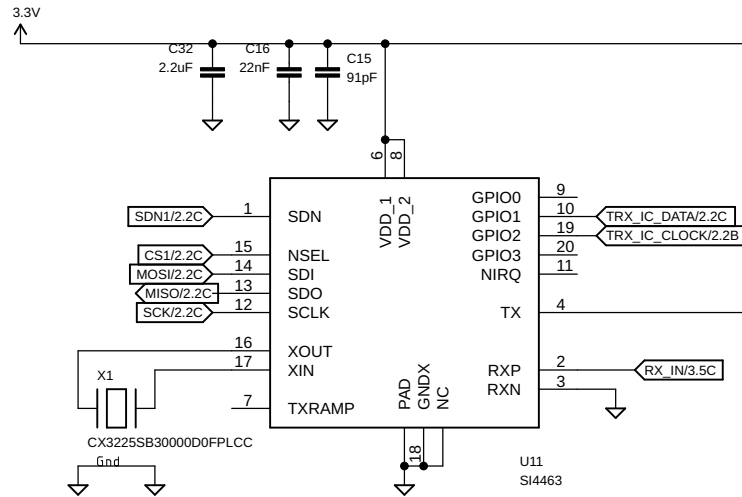
MAIANA™ AIS Transponder
Copyright © 2015-2020 Peter Antypas
Licensed under GPLv3

LNA & Bandpass

transponder-10.5.0

4/4/21 9:33 AM

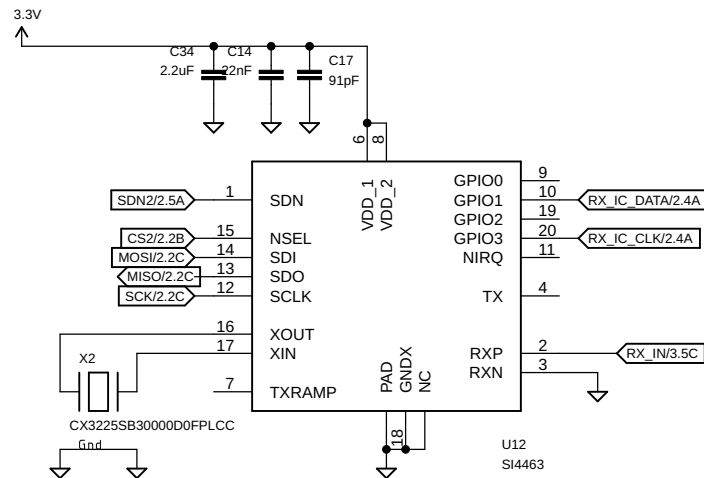
Sheet: 3/7



The design uses a Class E configuration for 162MHz. Practical testing proved that it yields adequate power to drive the PA stage.

Any of these ICs will work here:
Si4463
Si4460
Si4467

Firmware sets the TX power level differently for each.



For RX, both IC inputs are configured as single-ended with no matching network. Practical field testing suggests there is no need for one.

Any of these ICs can work here: Si4460, Si4467, Si4362, Si4463.

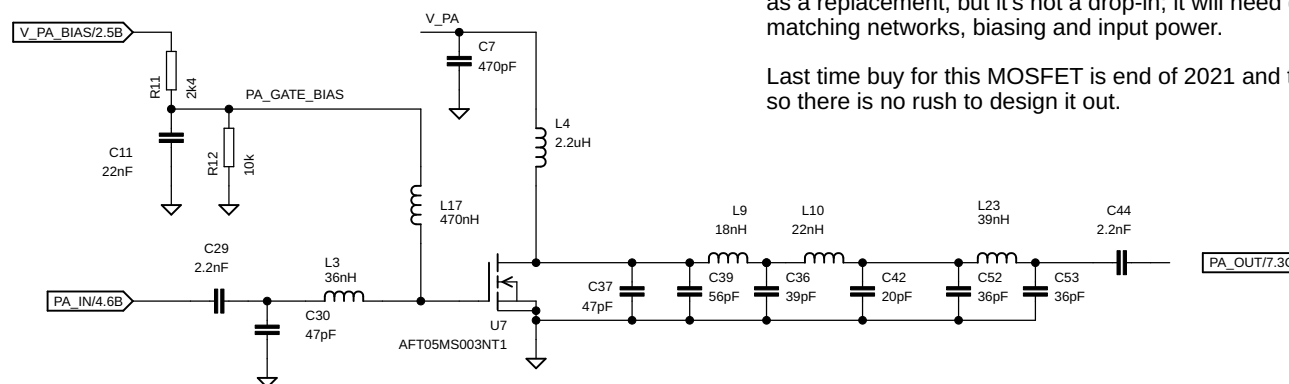
MAIANA™ AIS Transponder
Copyright © 2015-2020 Peter Antypas
Licensed under GPLv3

RF Backend

transponder-10.5.0

4/4/21 9:33 AM

Sheet: 4/7



This power amplifier adds almost 20dB of gain for a total conducted output power of +33dBm.

It is based on the reference designs in the datasheet, but includes a narrowband input matching network to reduce BOM and a very steep Chebyshev low pass filter to deal with a pesky 2nd harmonic that falls in the restricted aviation band (324MHz).

The MOSFET drain is always powered, but the gate bias voltage is turned on via R11, R12, C11 and L17. The RC delay is essential for suppressing spurious emissions during ramp up and ramp down.

This MOSFET is at End Of Life. NXP recommends the AFT05MS004N as a replacement, but it's not a drop-in; it will need different matching networks, biasing and input power.

Last time buy for this MOSFET is end of 2021 and there is ample supply, so there is no rush to design it out.

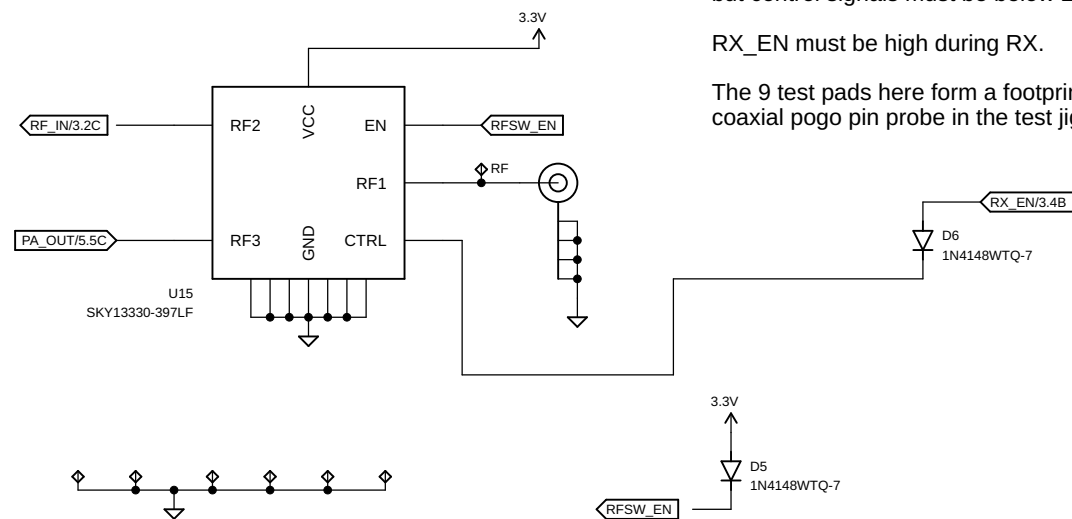
MAIANA™ AIS Transponder
Copyright © 2015-2020 Peter Antypas
Licensed under GPLv3

RF Power Amplifier

transponder-10.5.0

4/4/21 9:33 AM

Sheet: 5/7



This switch does not need DC blocking caps,
but control signals must be below 2.7V.

RX_EN must be high during RX.

The 9 test pads here form a footprint for a
coaxial pogo pin probe in the test jig.

MAIANA™ AIS Transponder
Copyright © 2015-2020 Peter Antypas
Licensed under GPLv3

Antenna Switch	
transponder-10.5.0	
4/4/21 9:33 AM	
Sheet: 7/7	